

HAPPY R-TYPE

LIFTING HEAVY
CARGO FOR
WORLDWIDE
TRANSPORT



GIANT
MARINE

BIGLIFT

HAPPY R-TYPE

HAPPY RIVER, HAPPY ROVER, HAPPY RANGER, ENCHANTER

HATCH OPENINGS AND ALLOWABLE LOADS

HATCH OPENINGS

weather deck	91.0 x 17.7 m
tween deck	87.5 x 17.6 m

ALLOWABLE LOADS

weather deck hatch covers	12.5 t/m ²
tween deck hatch covers	10.5 t/m ²
tank top	20.0 t/m ²

FLOOR SPACE

weather deck	2,450 m ²
tween deck	1,525 m ²
tank top	1,386 m ²

CRANES

2 x 400 mt SWL

COMBINABLE
800 mt

TROLLEY
25 mt SWL

PRINCIPAL DIMENSIONS

Length overall	138.00 m
Length p.p.	127.90 m
Breadth moulded	22.88 m
Summer draft	9.50 m

REGISTRATION

The Netherlands
m.v. Enchanter: Panama

CLASS

Lloyd's X100 A1 XLMC-UMS
LA LNC AA strengthened for heavy cargoes Ice class Finnish/Swedish 1A, Great lakes fitted



MAIN ENGINE

Wärtsilä	8775 kW
Bowthruster	850 kW
Service speed	16.4 kn at draft 7.00 m

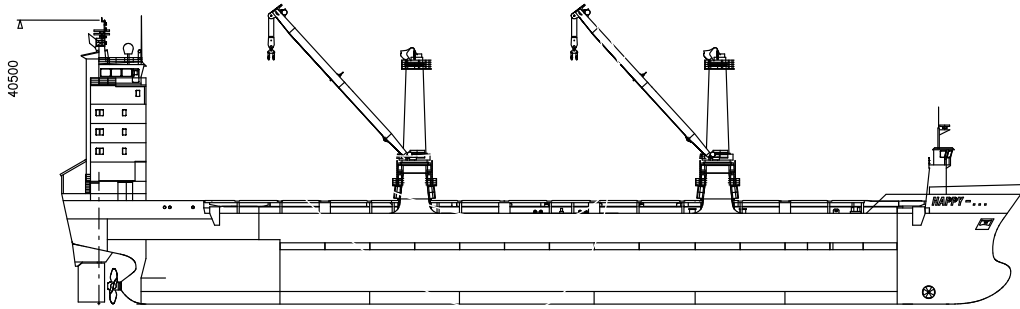
CAPACITY

Grain = bale	17,863 m ³
If tween deck installed	16,338 m ³

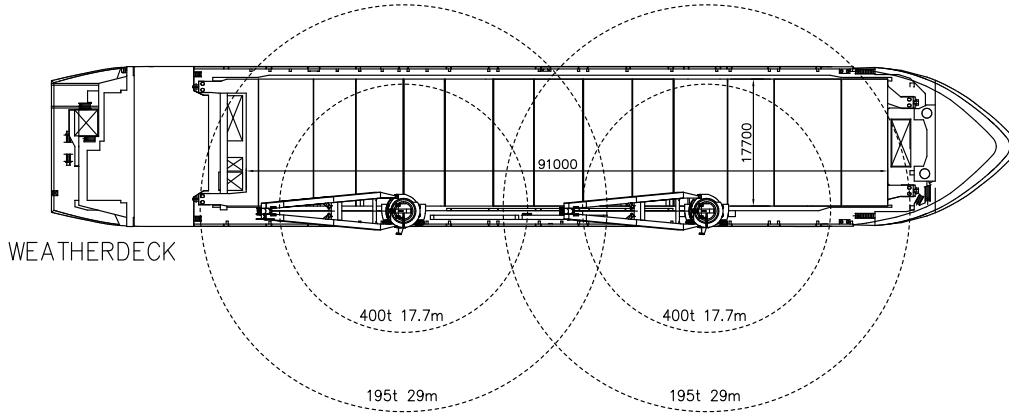
DEADWEIGHT

At Summer (sea water) draft
15,634 mton inc. tween deck hatch covers, pillars

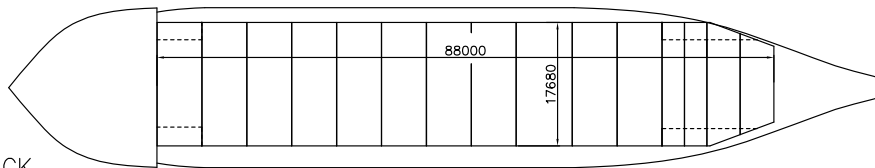
HAPPY R-TYPE



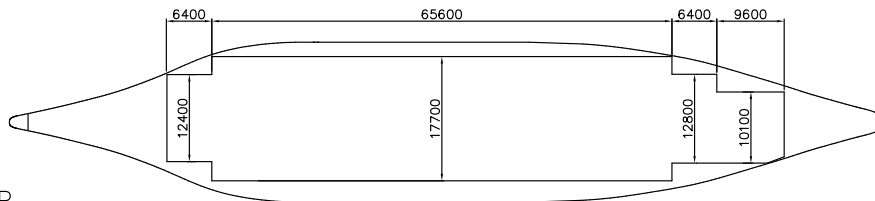
SIDE VIEW



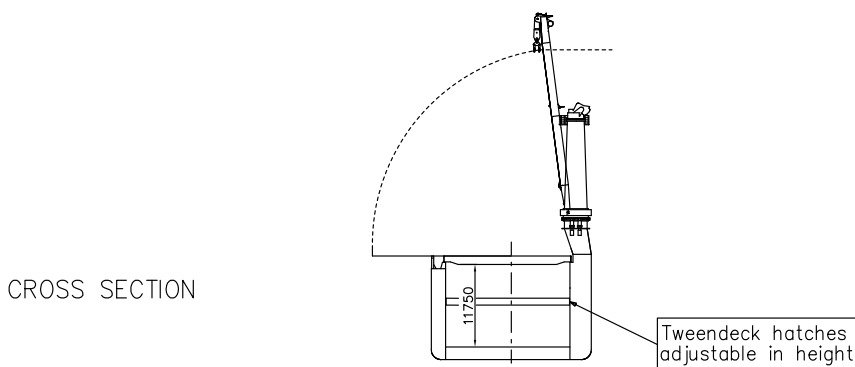
WEATHERDECK



TWEENDECK



TANKTOP



CROSS SECTION



Vessel TC description - m.v. HAPPY RANGER

General				
type of vessel	General Cargo Heavy Lift vessel			
class	Lloyd's 100A1, CG, *1WS, Ice Class 1A PCWBT (Swedisch/Finnish), X LMC, UMS, NAV1, strengthened for heavy cargoes, suitable for timber, deck cargoes and containers in hold and on deck.			
built	1998			
flag	Netherlands			
port of registry	Amsterdam			
owner	Rederij Happy Ranger, Amsterdam			
P&I club	Standard Steamship Owners' P&I, Bermuda			
official number	19134 ZR 1998			
IMO no.	9139311			
MMSI	24553900			
call sign	P C E R			
satelite number	telex	324553916		
	phone	+870 7648 65622		
	fax	+870 7648 65625		
	mobile	+31 6 5115 2884		
	e-mail	pcer@globeemail.com		
Inmarsat "C"	telex 1	424553910		
	telex 2	424553920		
Tonnage		<u>International</u>	<u>Panama</u>	<u>Suez</u>
GT		10,990	37,698.97 m ³	10,744.19 t
NT		5,041	9,255 ton	8,901.32 t
Measurements				
Length overall		138.04 m		
Length between perpendiculars		127.94 m		
Breadth moulded		22.80 m		
Depth moulded		12.95 m		
Width overall (inc. crane platforms)		23.05 m (inc. 30 seaway fenders)		
Draft Summer (salt)		9.497	m (with w.t. bulkhead)	
Deadweight Summer (salt)		15,590	mton	
Airdraft over keel		40.50 m (cranes down)		
Immersion (average)		26.50 mton / cm		
Floor space	weather deck	2,450	m ²	
	tween deck	1,525	m ²	
	lower hold	1,386	m ²	



<p>Hatches 1 hold, 1 hatch</p> <p>hatch opening to tweendeck hatch opening to lower hold</p> <p>hold heights</p> <p>lower hold heights tween deck heights</p> <p>some tween deck pontoons have limitations on height positions.</p> <p>total hold height</p> <p>Deck strength weather deck partly with stanchions tween deck partly with stanchions</p> <p>tank top</p>	<p>partly folding forward/aft; partly lift away, pontoon / rolling type</p> <p>91 x 17.68 m 88 x 17.68 m</p> <p>adjustable in steps of 50 cm; can be positioned in 13 different heights minimum height in lower hold: 3.425 m maximum height in lower hold: 8.925 m</p> <p>11.75 m</p> <p>4.0 mton/m² 12.5 mton/m² 3.5 mton/m² 10.5 mton/m² 20.0 mton/m²</p>
<p>Cargo facilities Cranes position frame 116 frame 62</p> <p>both cranes are equipped with a trolley</p>	<p>starboard side</p> <p>400 mton SWL at 18.00 m to 195 mton SWL at 29.00 m 400 mton SWL at 18.00 m to 195 mton SWL at 29.00 m</p> <p>37.5 mton SWL</p>
<p>Lifting beams capacity / own weight</p>	<p>1 x 800.0 mton SWL / 18.0 mton 1 x 400.0 mton SWL / 14.0 mton</p>
<p>Mechanical details mechanical ventilation CO₂ power supply reefer plugs</p>	<p>15 air changes per hour yes 440 volts, 60 Hz up to 800 kW</p>
<p>Tank capacities ballast fresh water HFO MGO Lub oil</p>	<p>5,995.00 cbm 285.00 cbm 1,257.00 cbm 181.00 cbm 56.00 cbm</p>



Speed/Consumption													
Speed through water with fuel consumption (inc. shaft generators) basis HFO 380 centistokes RMG 35; wind not exceeding 2 beaufort; calm smooth sea without current:													
Fuel consumption per day in mtons (even keel)	abt. 15.4 knots at abt. 30 ton/day abt. 16.4 knots at abt. 36 ton/day												
In port:	abt. 2.0 ton MGO-DMA per day, cargo gear working abt. 1.5 ton MGO-DMA per day, cargo gear idle												
Engine													
type	Wärtsilä Type 9L 46B												
	8775 kW, 500 rpm												
bow thruster capacity	850 kW												
ballast pumps, capacity	2 at 750 m; per hour												
Cargo space													
grain	17,863 cbm If tweendeck installed -1525m;												
bale	17,863 cbm												
	<table border="1"> <thead> <tr> <th>TEU</th> <th>FEU</th> <th>+TEU</th> </tr> </thead> <tbody> <tr> <td>683</td> <td>298</td> <td>66</td> </tr> <tr> <td><u>356</u></td> <td><u>159</u></td> <td><u>38</u></td> </tr> <tr> <td><u>1,039</u></td> <td><u>457</u></td> <td><u>+ 104</u></td> </tr> </tbody> </table>	TEU	FEU	+TEU	683	298	66	<u>356</u>	<u>159</u>	<u>38</u>	<u>1,039</u>	<u>457</u>	<u>+ 104</u>
TEU	FEU	+TEU											
683	298	66											
<u>356</u>	<u>159</u>	<u>38</u>											
<u>1,039</u>	<u>457</u>	<u>+ 104</u>											
container capacity	deck												
	hold												
(up to visibility IMO line)													
stackloads	deck												
	tweendeck												
	lower hold												
Remarks:	heights upto 9'6": limited space for 45' containers												
Vessel is fully equipped													
Vessels is partly self-sustained.													

All details are approximate and without guarantee.

GIANT MARINE, General Agents for BigLift Shipping B.V

To contact us, click on the "CONTACT US" button available on each page of this website and fill up the form.